



# **KNIPSS, Sultanpur (U.P.)**

Affiliated to Dr. Ram Manohar Lohia Avadh University, Ayodhya (U.P.)

## **AQAR**

### **Criterion-I**

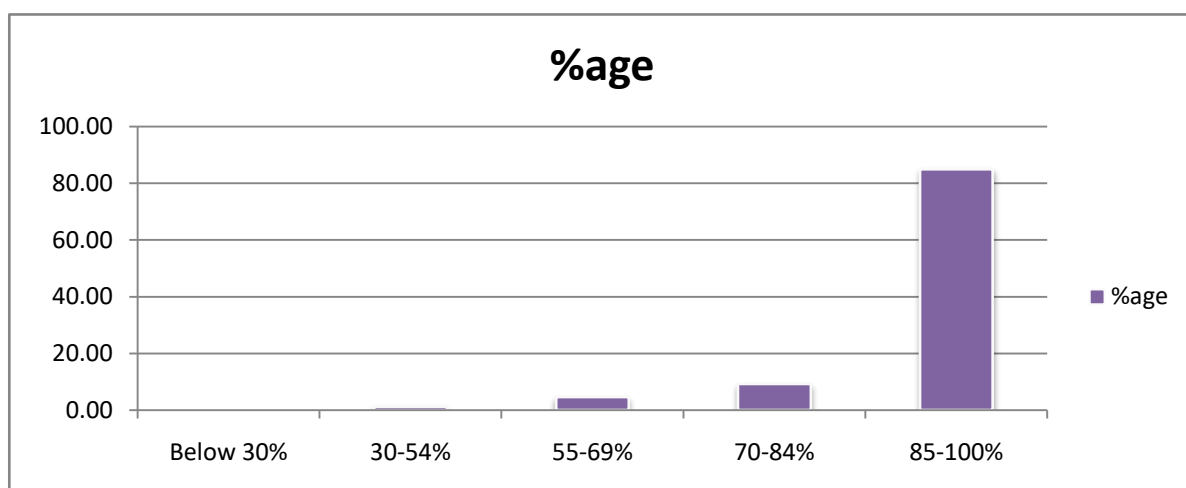
#### **Feedback Report**

**2022-23**

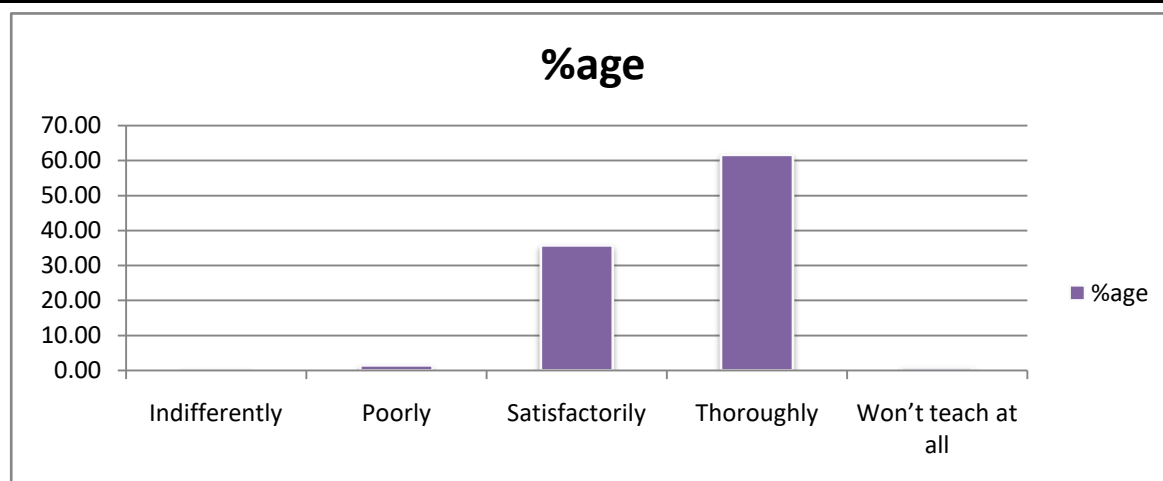
## Students Feedback Form

### Total No of Participant 4145

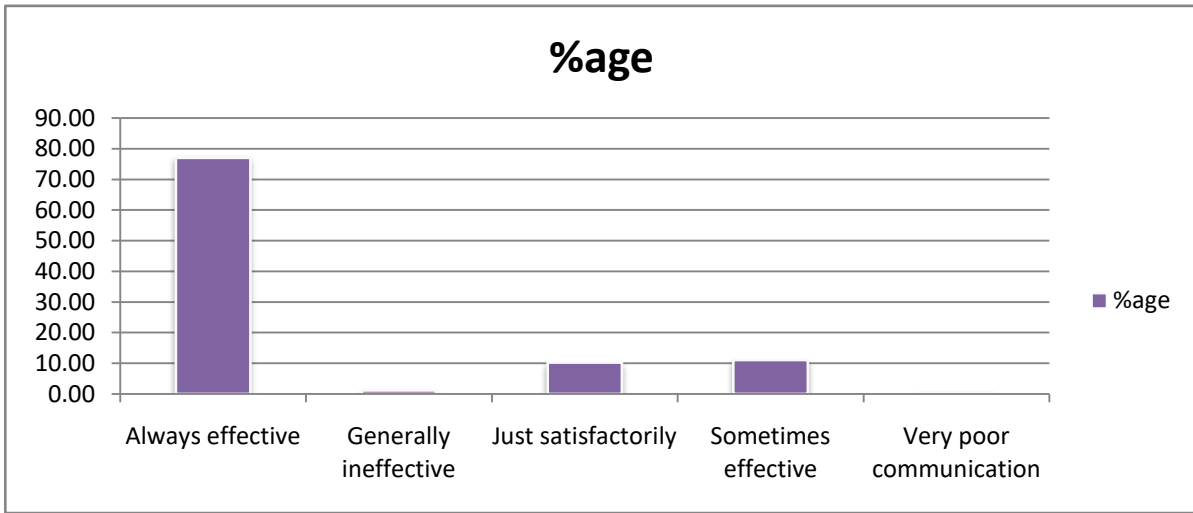
Sr. No.	Topic	Criteria	%age
1	Syllabus Covered	Below 30%	0.00
		30-54%	1.20
		55-69%	4.60
		70-84%	9.20
		85-100%	84.98



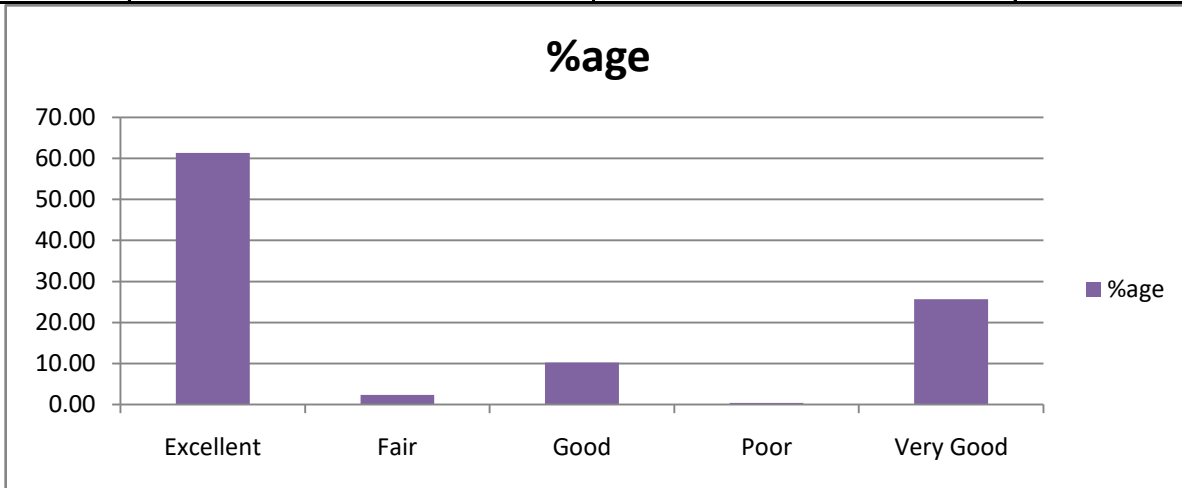
Sr. No.	Topic	Criteria	%age
2	Teachers Prepration	Indifferently	0.19
		Poorly	1.49
		Satisfactorily	35.76
		Thoroughly	61.69
		Won't teach at all	0.87



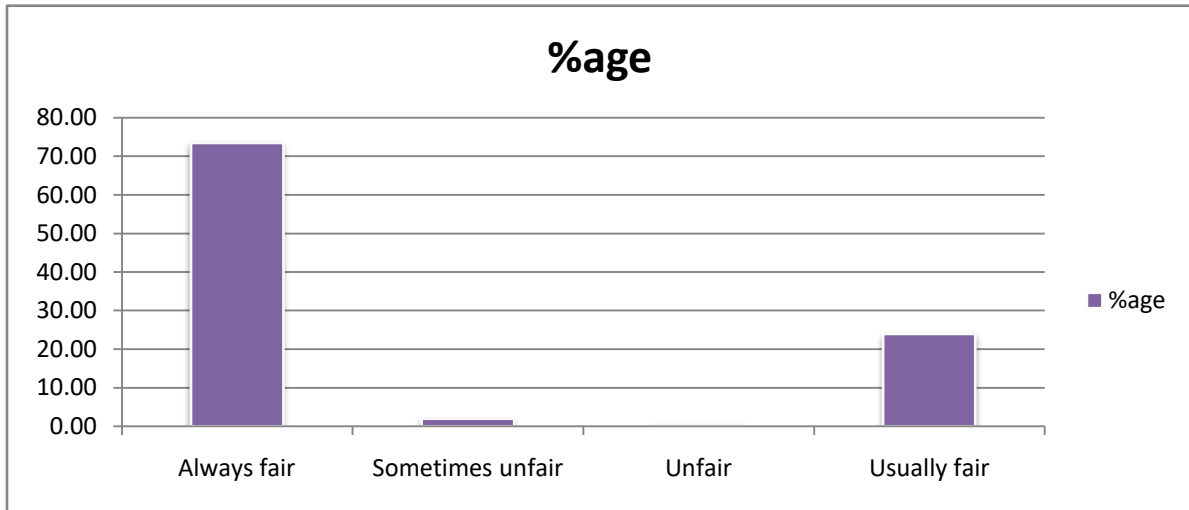
Sr. No.	Topic	Criteria	%age
3	Teachers able to communicate	Always effective	76.98
		Generally ineffective	1.16
		Just satisfactorily	10.24
		Sometimes effective	11.11
		Very poor communication	0.51



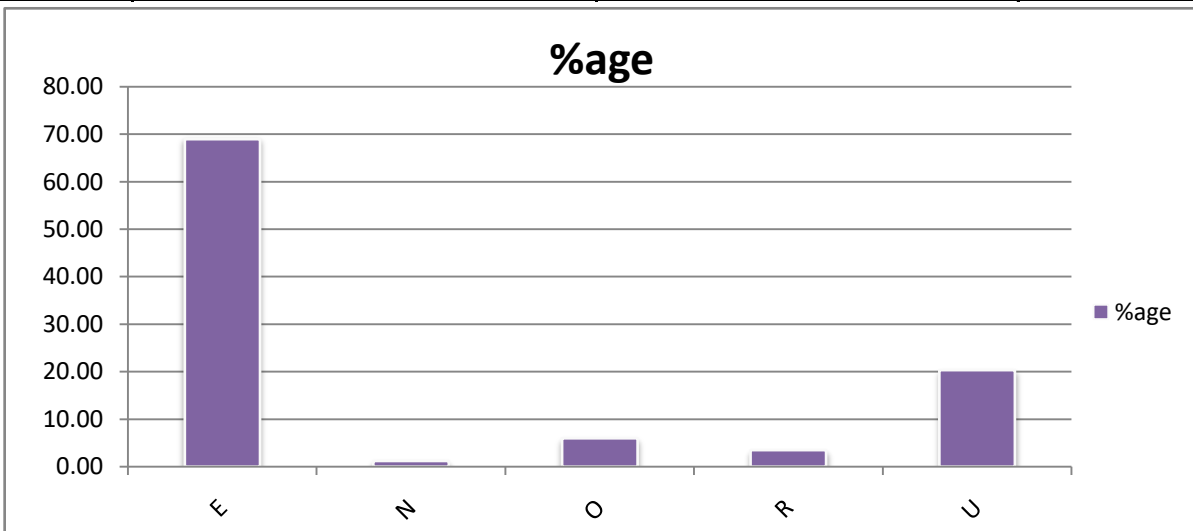
Sr. No.	Topic	Criteria	%age
4	Teacher's Approach	Excellent	61.30
		Fair	2.36
		Good	10.24
		Poor	0.41
		Very Good	25.69



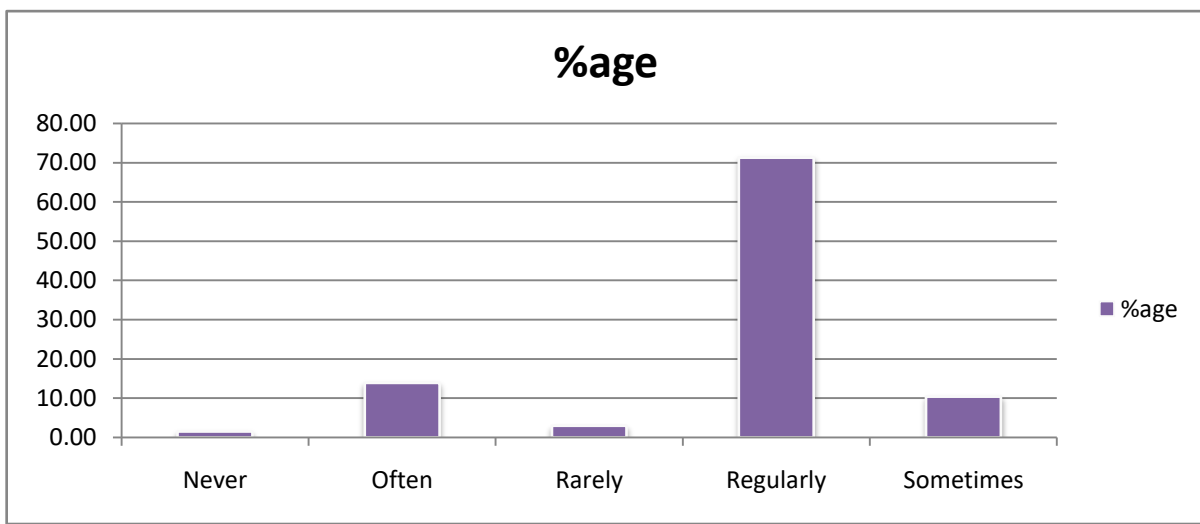
Sr. No.	Topic	Criteria	%age
5	Internal Evaluation Fairness	Always fair	73.50
		Sometimes unfair	2.00
		Unfair	0.50
		Usually fair	24.00



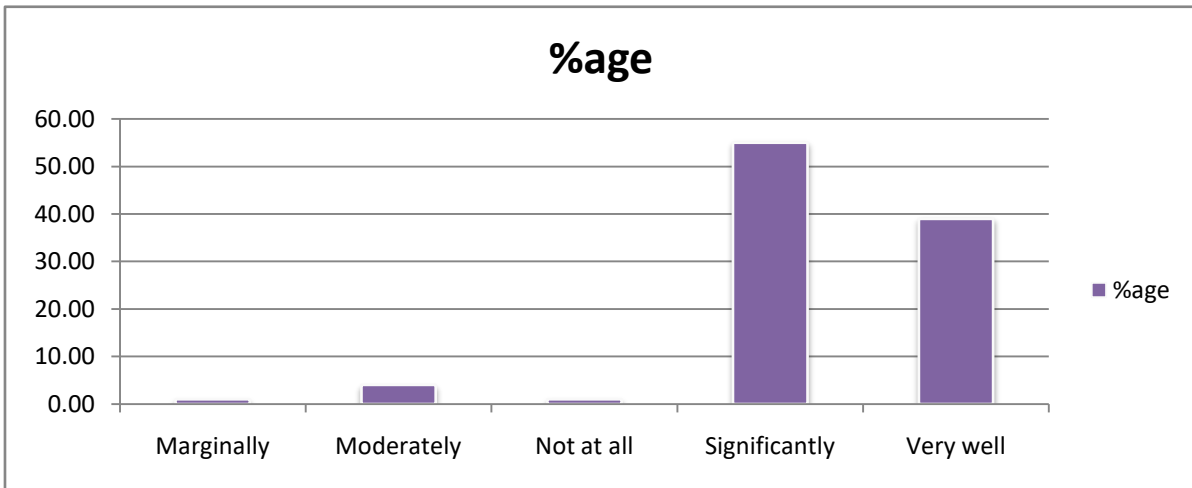
Sr. No.	Topic	Criteria	%age
6	Assignments Performance Discussed	Every time	69.00
		Never	1.20
		Occasionally/Sometimes	6.00
		Rarely	3.50
		Usually	20.30



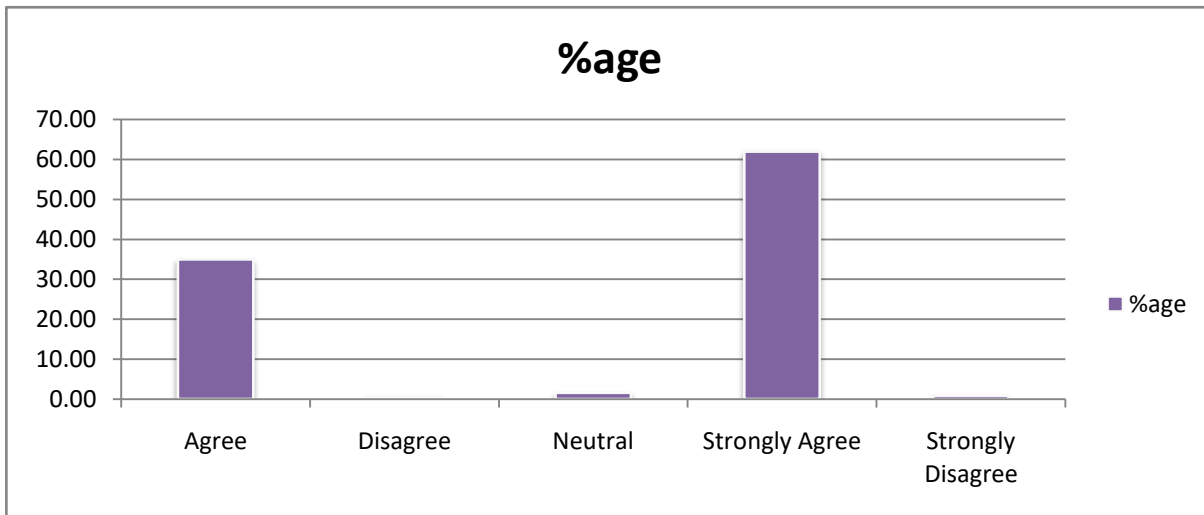
Sr. No.	Topic	Criteria	%age
7	Opportunities For Students	Never	1.49
		Often	13.93
		Rarely	2.94
		Regularly	71.25
		Sometimes	10.38



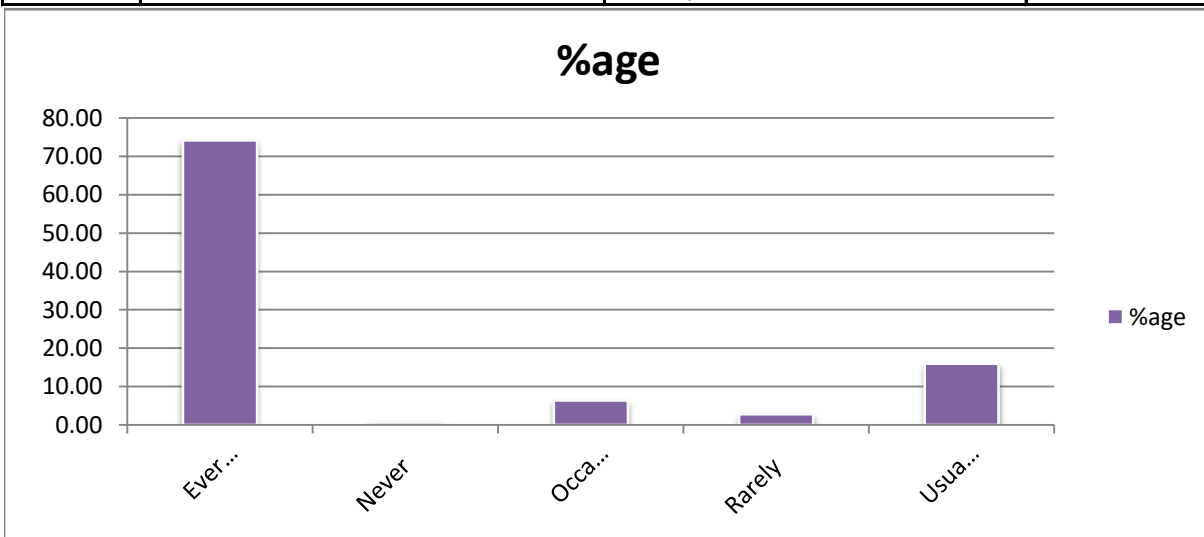
Sr. No.	Topic	Criteria	%age
8	Institute facilitates students for cognitive, social and emotional growth.	Marginally	0.99
		Moderately	4.00
		Not at all	1.01
		Significantly	54.98
		Very well	38.99



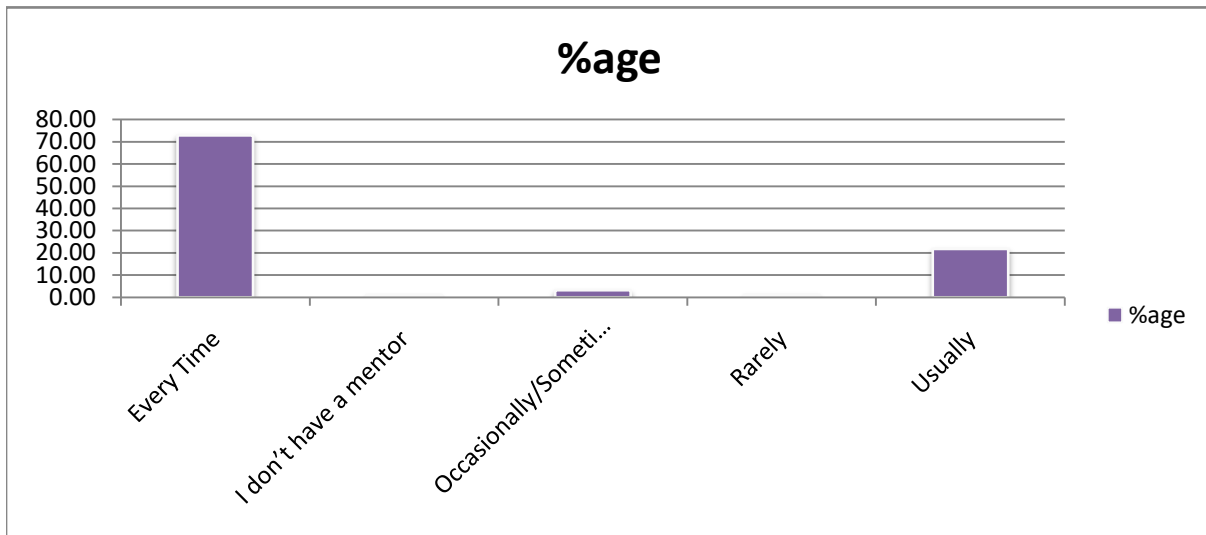
Sr. No.	Topic	Criteria	%age
9	Opportunities To Learn And Grow	Agree	34.98
		Disagree	0.58
		Neutral	1.59
		Strongly Agree	62.00
		Strongly Disagree	0.84



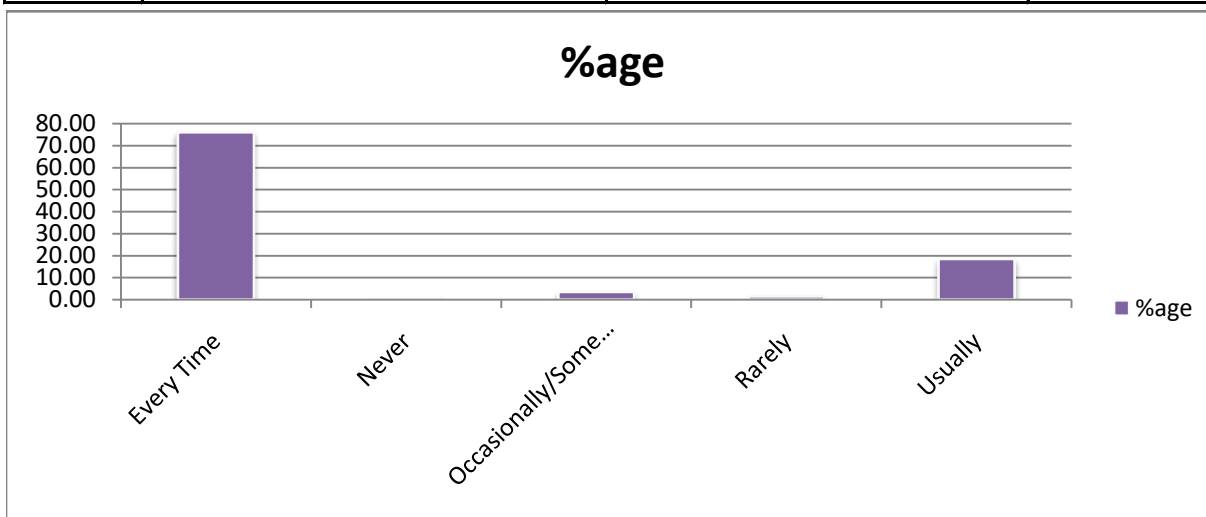
Sr. No.	Topic	Criteria	%age
10	Teachers Inform You About Programme Outcomes	Every Time	74.14
		Never	0.70
		Occasionally/Sometimes	6.38
		Rarely	2.82
		Usually	15.95



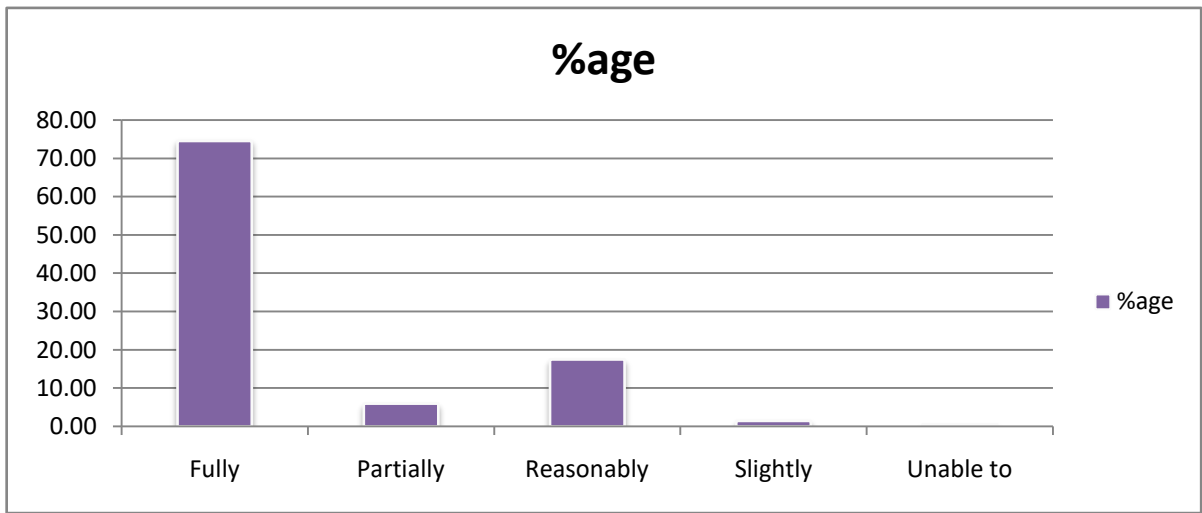
Sr. No.	Topic	Criteria	%age
11	Mentor's Follow-Up	Every Time	72.89
		I don't have a mentor	1.01
		Occasionally/Sometimes	3.13
		Rarely	1.13
		Usually	21.83



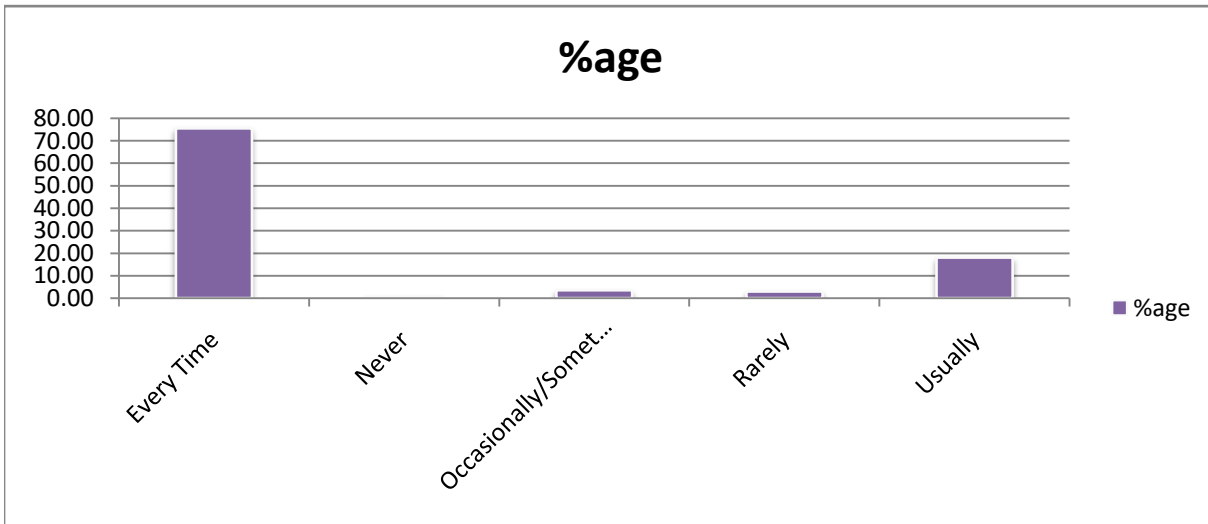
Sr. No.	Topic	Criteria	%age
<b>12</b>	<b>Teachers Illustrate The Concepts</b>	Every Time	76.00
		Never	0.51
		Occasionally/Sometimes	3.49
		Rarely	1.49
		Usually	18.51



Sr. No.	Topic	Criteria	%age
<b>13</b>	<b>Teachers Identify Your Strengths</b>	Fully	74.51
		Partially	6.00
		Reasonably	17.49
		Slightly	1.49
		Unable to	0.51

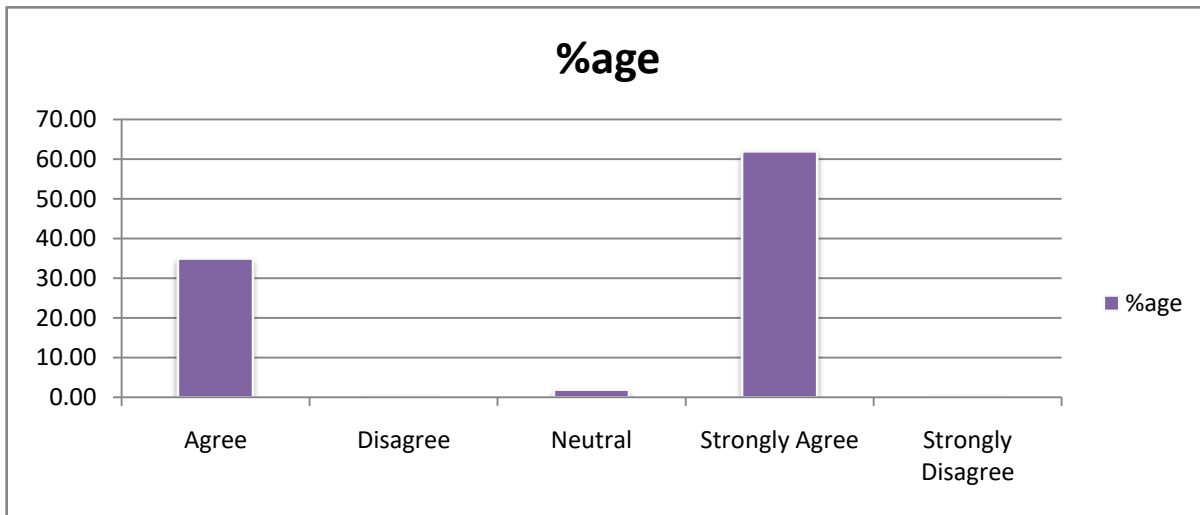


Sr. No.	Topic	Criteria	%age
	<b>Teachers Are Able To Identify Your Weaknesses</b>	Every Time	75.51
		Never	0.51
		Occasionally/Sometimes	3.49
		Rarely	2.99
		Usually	18.00

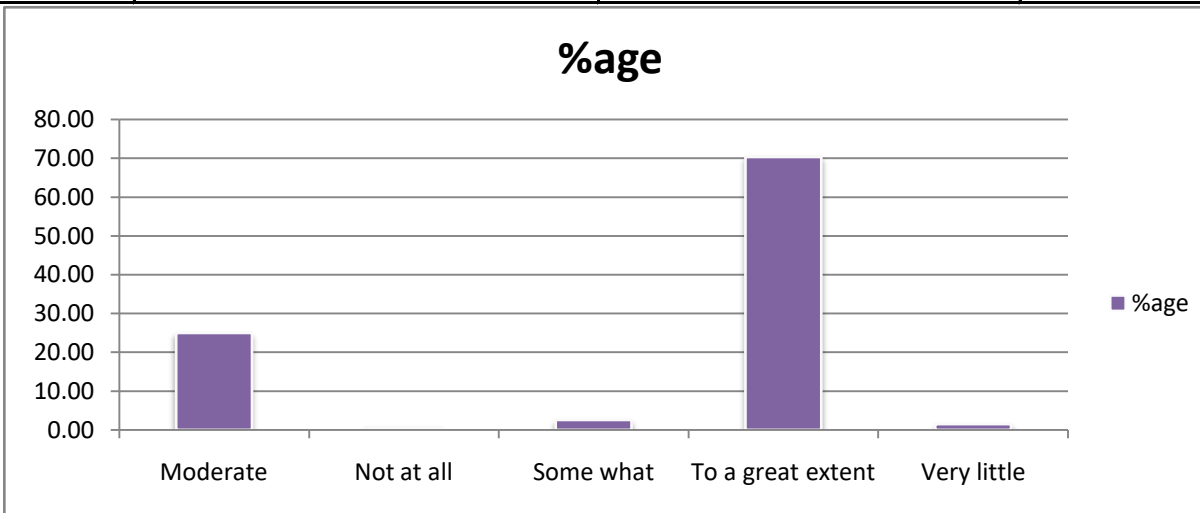


Sr. No.	Topic	Criteria	%age
<b>15</b>	<b>Quality Improvement Of The Teaching Learning Process</b>	Agree	34.98
		Disagree	0.41
		Neutral	2.00
		Strongly Agree	62.02
		Strongly Disagree	0.58

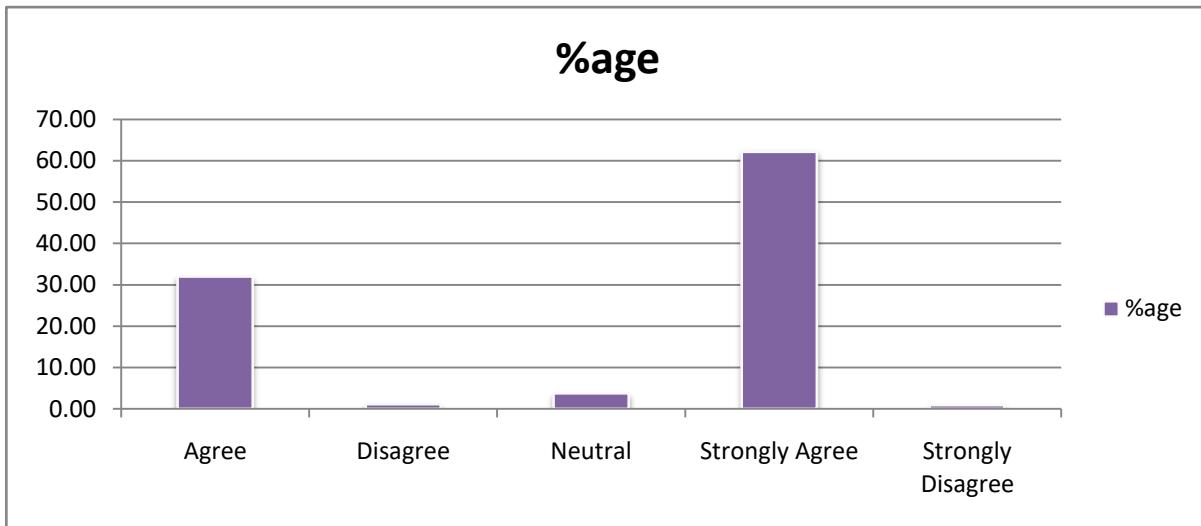




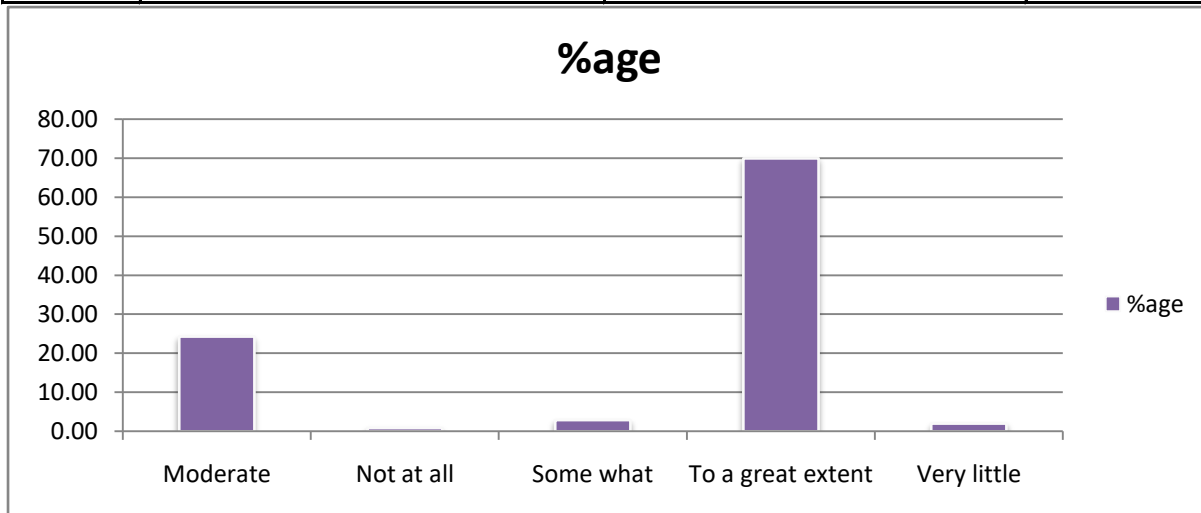
Sr. No.	Topic	Criteria	%age
16	Institute/ Teachers Use Student Centric Methods	Moderate	24.99
		Not at all	0.67
		Some what	2.53
		To a great extent	70.29
		Very little	1.49



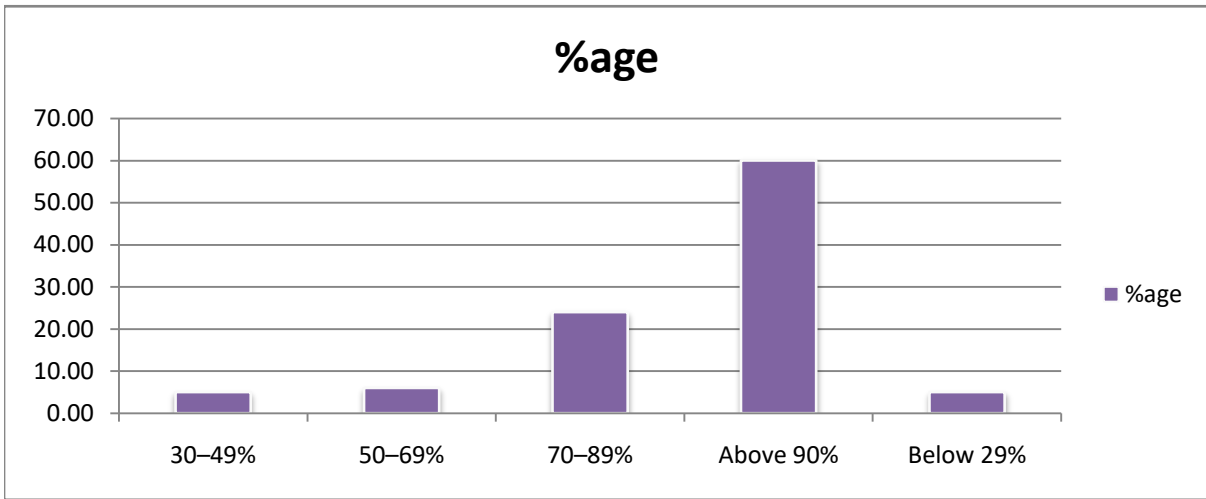
Sr. No.	Topic	Criteria	%age
17	Teachers Encourage You	Agree	32.00
		Disagree	1.13
		Neutral	3.76
		Strongly Agree	62.18
		Strongly Disagree	0.93



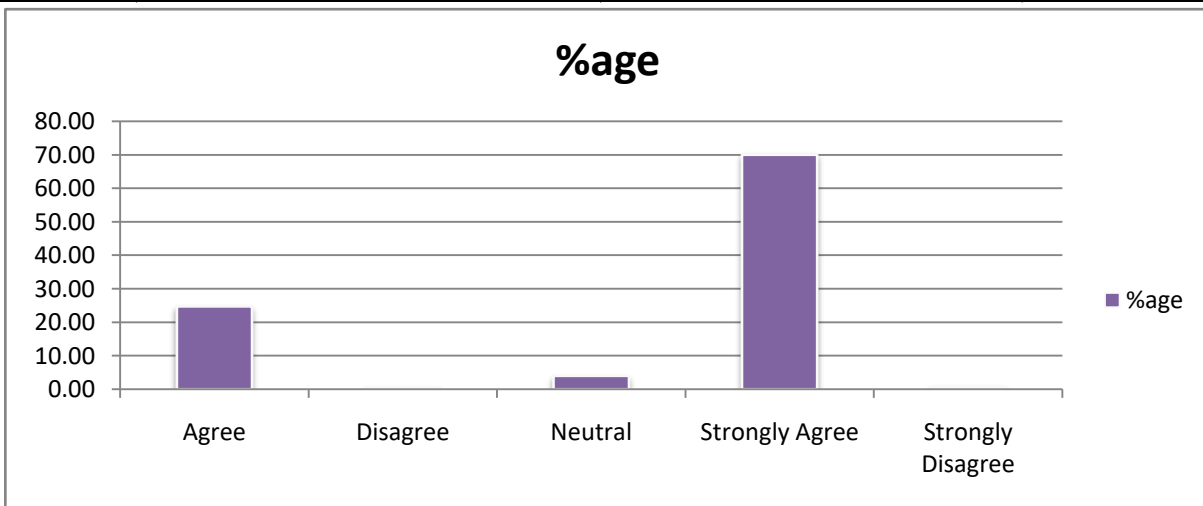
Sr. No.	Topic	Criteria	%age
18	Teachers Efforts To Inculcate Soft Skills	Moderate	24.26
		Not at all	0.87
		Some what	2.87
		To a great extent	70.00
		Very little	2.00



Sr. No.	Topic	Criteria	%age
19	Use ICT Tools	30-49%	5.00
		50-69%	6.00
		70-89%	24.00
		Above 90%	60.00
		Below 29%	5.00



Sr. No.	Topic	Criteria	%age
20	Overall Quality Of Teaching-Learning Process	Agree	24.75
		Disagree	0.51
		Neutral	4.00
		Strongly Agree	70.00
		Strongly Disagree	0.77

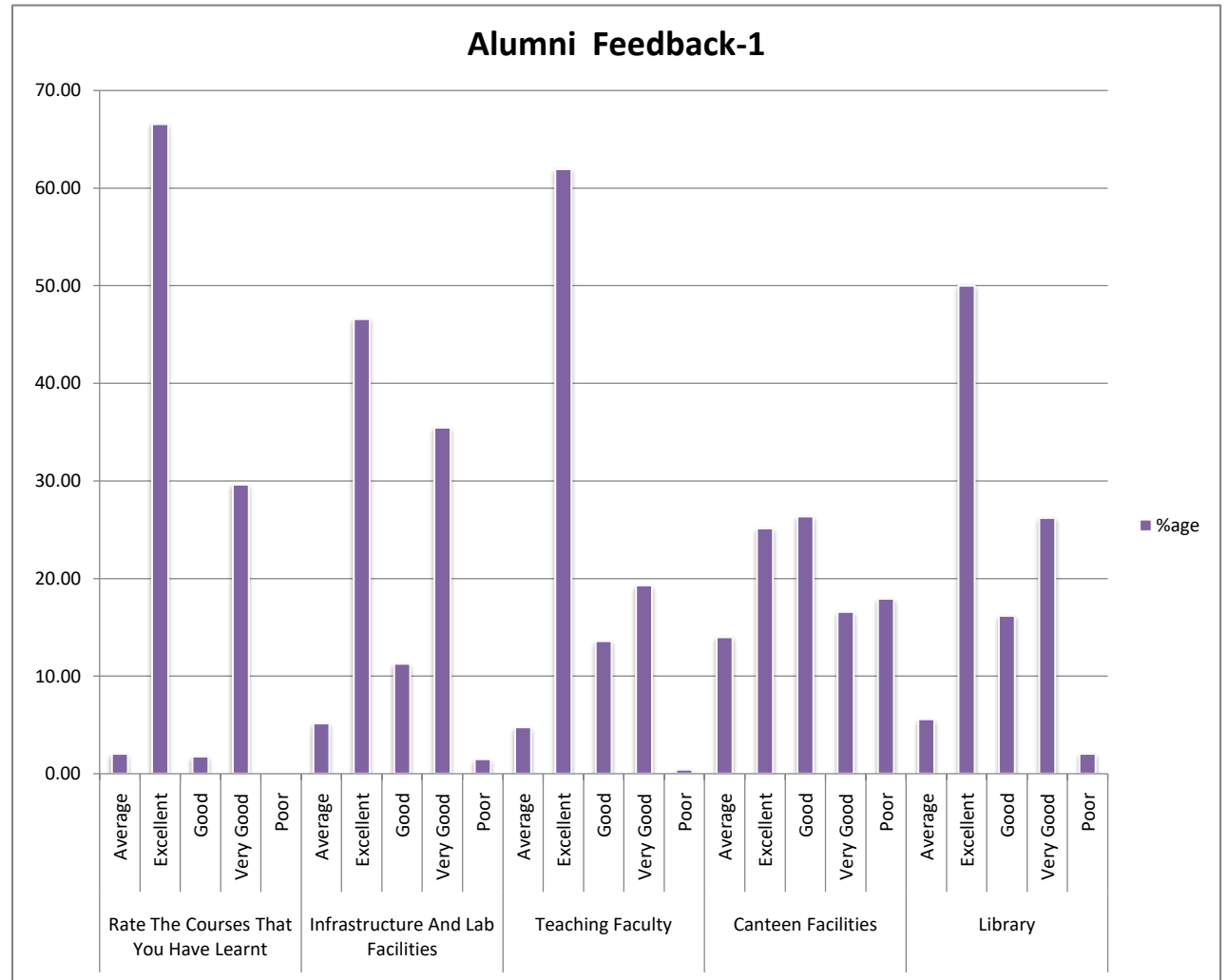


## Alumni Feedback

Total No of Participant 736

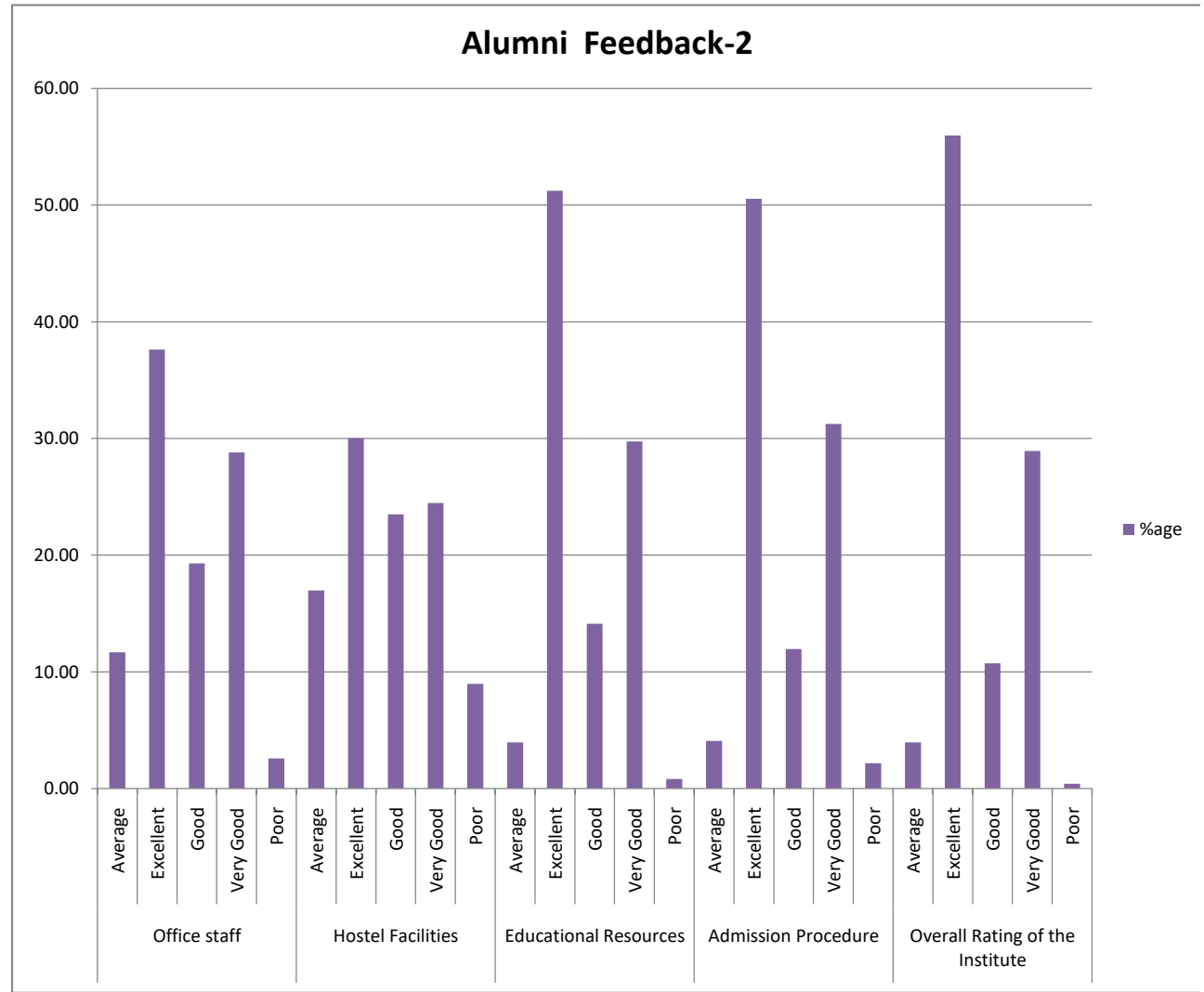
### Alumni Feedback-1

Topic	Criteria	%age
Rate The Courses That You Have Learnt	Average	2.03
	Excellent	66.58
	Good	1.77
	Very Good	29.62
	Poor	0.00
Infrastructure And Lab Facilities	Average	5.16
	Excellent	46.60
	Good	11.28
	Very Good	35.46
	Poor	1.49
Teaching Faculty	Average	4.75
	Excellent	61.96
	Good	13.59
	Very Good	19.29
	Poor	0.41
Canteen Facilities	Average	13.99
	Excellent	25.13
	Good	26.36
	Very Good	16.58
	Poor	17.93
Library	Average	5.57
	Excellent	50.00
	Good	16.17
	Very Good	26.22
	Poor	2.04



## Alumni Feedback-2

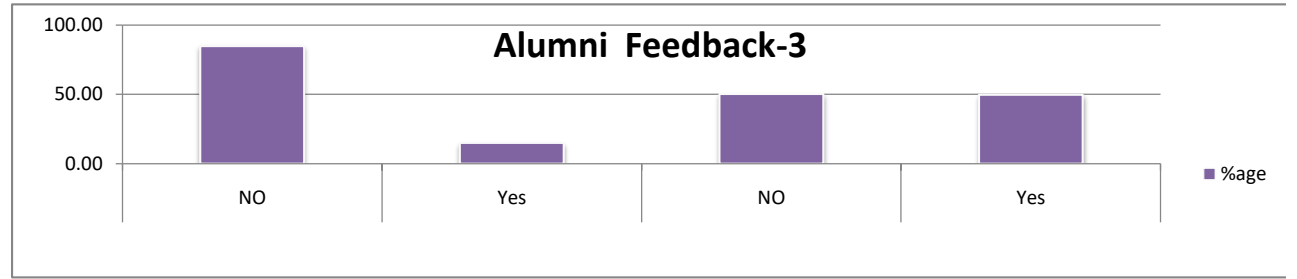
Topic	Criteria	%age
Office staff	Average	11.68
	Excellent	37.63
	Good	19.29
	Very Good	28.80
	Poor	2.58
Hostel Facilities	Average	16.98
	Excellent	30.02
	Good	23.50
	Very Good	24.46
	Poor	8.98
Educational Resources	Average	3.94
	Excellent	51.22
	Good	14.13
	Very Good	29.75
	Poor	0.81
Admission Procedure	Average	4.08
	Excellent	50.54
	Good	11.96
	Very Good	31.25
	Poor	2.17
Overall Rating of the Institute	Average	3.94
	Excellent	55.98
	Good	10.73
	Very Good	28.94
	Poor	0.41



### Alumni Feedback-3

3

Topic	Criteria	%age
Any Grievances	NO	85.00
	Yes	15.00
Member of Alumni Association	NO	50.25
	Yes	49.75



## Teacher's Feedback Analysis

Topic	Strongly Agree	Agree	Neither Agree Nor Disagree	DisAgree	Strongly DisAgree	
Syllabus Is Suitable To The Course	38.00	55.88	5.19	0.93	0.00	100.00
Syllabus Is Need Based	36.92	57.91	4.21	0.00	0.96	100.00
Aims And Objectives Of The Syllabi Are Well Defined	44.97	51.12	2.95	0.00	0.96	100.00
Course Content Is Followed By Corresponding Reference Materials	30.12	66.32	2.12	0.78	0.66	100.00
Prescribed Books Are Available In The Library	49.31	40.66	4.42	5.61	0.00	100.00
Syllabus Has Good Balance Between Theory And Application	39.50	55.00	4.00	0.75	0.75	100.00
Syllabus Has Made Me Interested	47.75	51.25	1.00	0.00	0.00	100.00
Syllabus Of This Subject Increased My Knowledge And Perspective	43.25	56.75	0.00	0.00	0.00	100.00
Programme Of Studies Carries Sufficient Number Of Optional Papers	34.38	58.00	2.85	4.77	0.00	100.00
books Prescribed As Reference Materials Are Relevant	34.25	60.00	3.83	0.96	0.96	100.00
Infrastructural Facilities Are Available In The Department	44.20	54.00	0.00	0.90	0.90	100.00
Staff Canteen Is Available	15.00	35.00	16.00	25.00	9.00	100.00
Tests And Examinations Are Conducted Well In Time	45.00	49.00	5.00	0.50	0.50	100.00
Freedom To Adopt New Techniques/Strategies of Teaching	54.00	45.00	1.00	0.00	0.00	100.00
freedom to adopt/adapt new techniques/strategies of testing	50.00	45.00	5.00	0.00	0.00	100.00
Environment In The Department Is Conducive	45.00	50.00	5.00	0.00	0.00	100.00
Administration Is Teacher Friendly	55.00	40.00	4.00	1.00	0.00	100.00
Institute Provides Support For Projects And Research Facilities	50.00	42.00	4.50	2.00	1.50	100.00
Adequate Funding And Support For Upgrading Their Skills And Qualifications Is Provided	47.12	42.31	7.69	1.92	0.96	100.00
Provisions For Professional Development Are Non-Discriminatory And Fair	37.00	50.00	10.00	2.00	1.00	100.00

